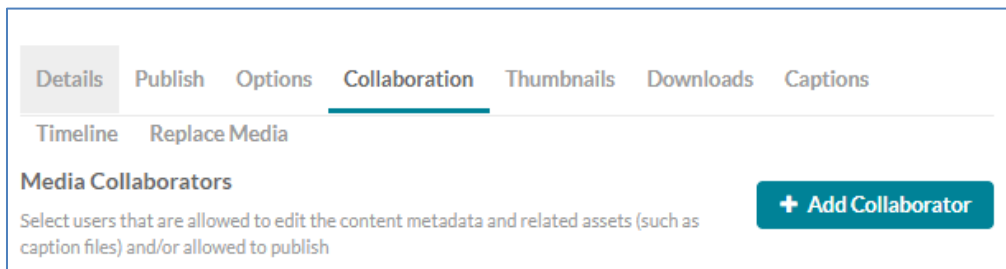


Blackboard®

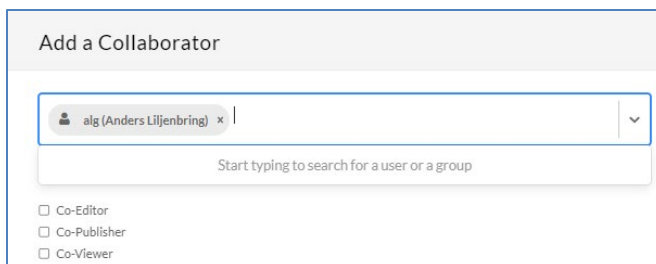


Collaboration in Kaltura media.

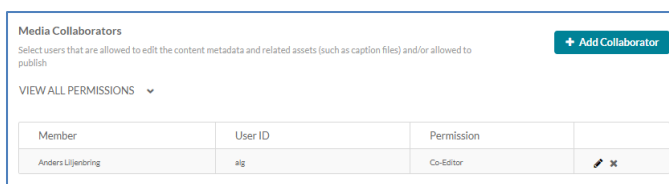
In "My media" there is a possibility to collaborate with colleagues. Click on the "pen icon" and the tab "Collaboration". You can see the button "+ Add Collaborator" in the bottom corner to the right.



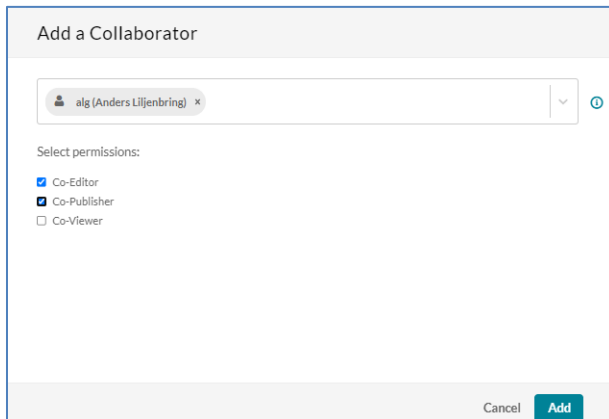
You have to know the ORU-account name of your colleague. There are two options, Co-Editor and Co-Publisher. Co-Editor can change captions, make chapters and thumbnails. Co-Publisher can publish the media file to courses.



Here it's possible to change permissions, click on the pen.



If you want a role to be changed, click on Update.



Add a Collaborator

alg (Anders Liljenbring) x

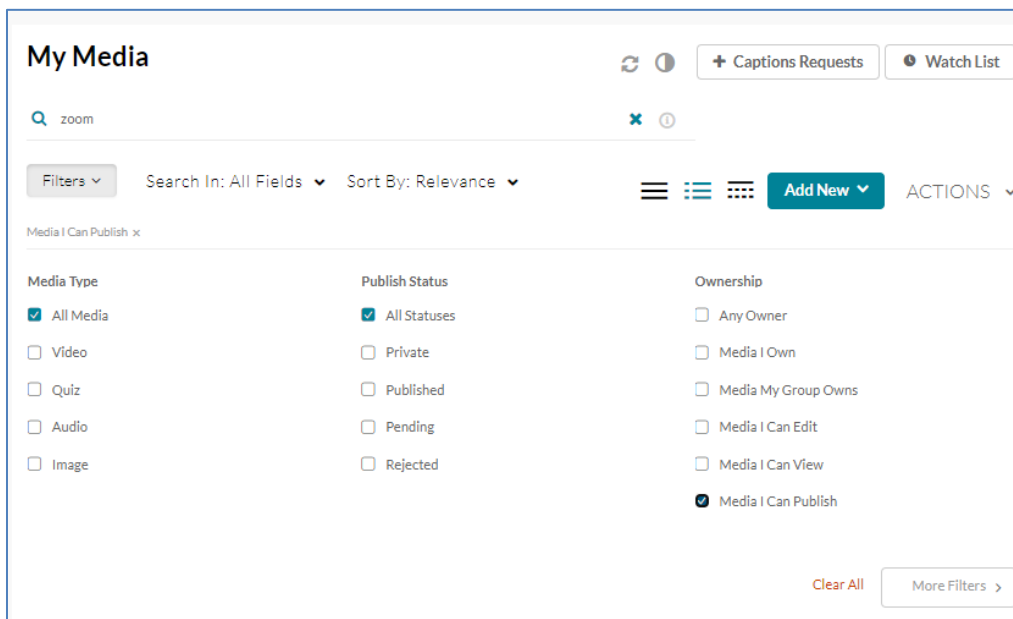
Select permissions:

- Co-Editor
- Co-Publisher
- Co-Viewer

Cancel Add

To find media files that has been shared, go to the button "Filters" in "My media".

Choose "Media I Can Publish" or "Media I Can Edit" to the right.



My Media

zoom

Filters Search In: All Fields Sort By: Relevance Add New ACTIONS

Media I Can Publish x

Media Type	Publish Status	Ownership
<input checked="" type="checkbox"/> All Media	<input checked="" type="checkbox"/> All Statuses	<input type="checkbox"/> Any Owner
<input type="checkbox"/> Video	<input type="checkbox"/> Private	<input type="checkbox"/> Media I Own
<input type="checkbox"/> Quiz	<input type="checkbox"/> Published	<input type="checkbox"/> Media My Group Owns
<input type="checkbox"/> Audio	<input type="checkbox"/> Pending	<input type="checkbox"/> Media I Can Edit
<input type="checkbox"/> Image	<input type="checkbox"/> Rejected	<input type="checkbox"/> Media I Can View
		<input checked="" type="checkbox"/> Media I Can Publish

Clear All More Filters >